

# Developing Powerful Learning Simulations with Adobe® Captivate® 3

**Silke Fleischer**


*Sr. Product Marketing Manager*



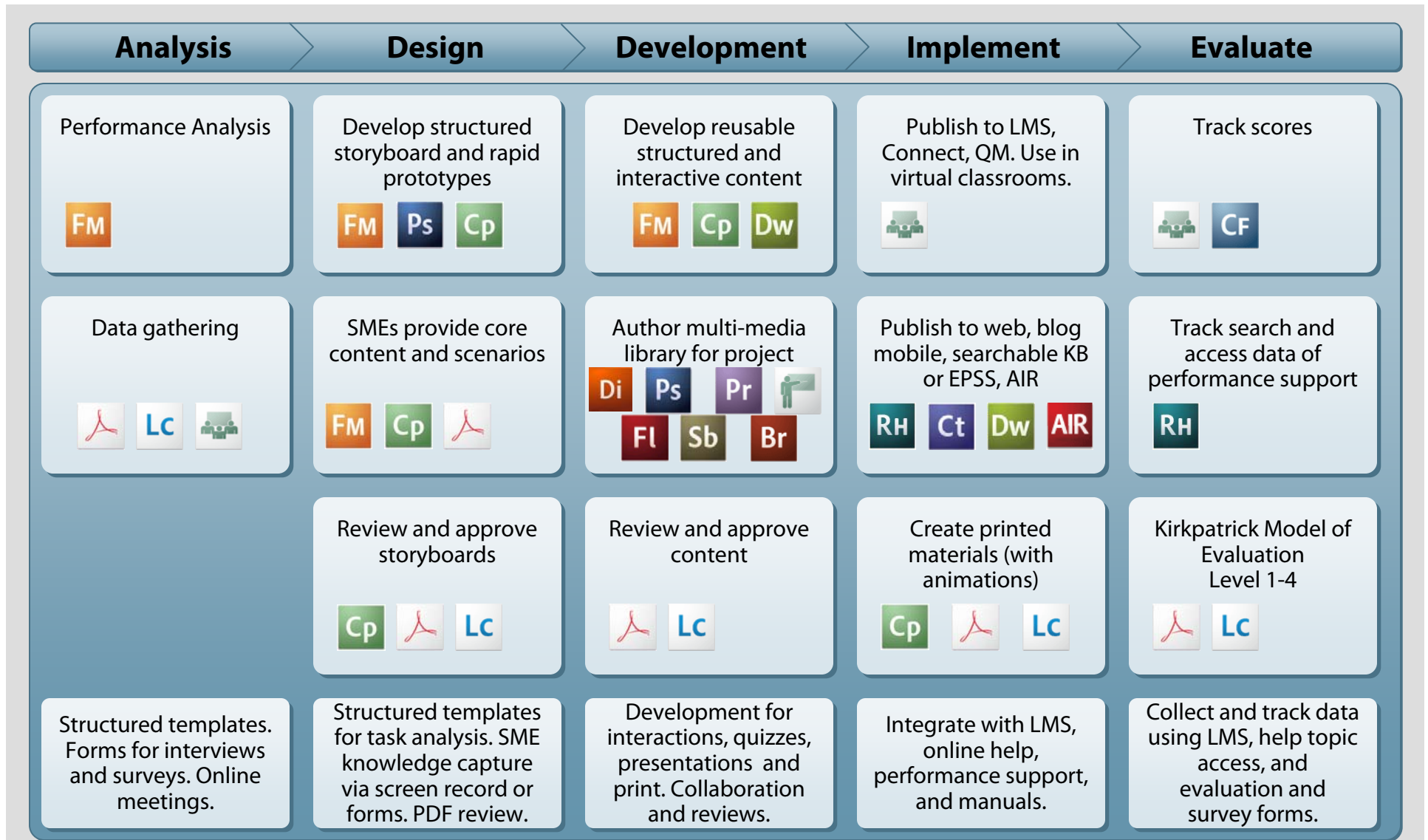
# Adobe Revolutionizing How People Engage with Learning





- eLearning connects people with (digital) learning experiences, wherever and whenever they want, on whatever device they choose.
- From virtual classrooms to mobile performance support, Adobe elearning solutions help our customers transform ideas and information into innovation, action and enterprise business results in every vertical market we support.



# Our Solutions Supporting the eLearning Development Model

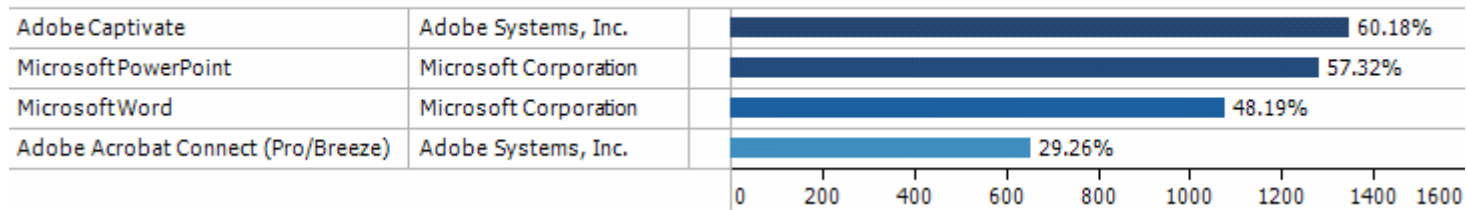


# Adobe Captivate – Leader Rapid eLearning and Simulations

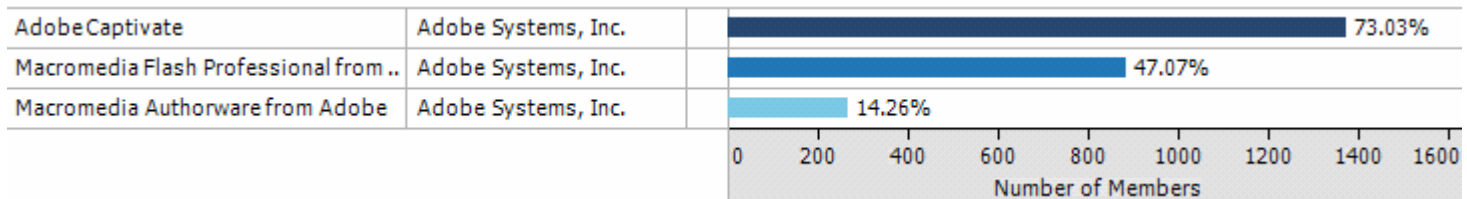


Tool and Product -- Multiple dimensions

Rapid  
Development



Simulations



eLearning Guild Research Reports May 2007

- Rapidly create **engaging learning experiences**
- Interactive simulations, software demos, scenario-based training and quizzes
- Learning, Tech. Comm., Support, IT, SMEs, Web developers, Sales, Marketing, etc.

# Adobe Captivate at Adobe

# Education Marketing

Home / Education / Solutions / K12 Education /

## Administrative

More than ever before, school and district administrators are faced with challenges that can range from mandated federal legislations, funding resources, curriculum selection, facility management, HR allocations, to student management, equipment sourcing, technology integration and dealing with the community at large. All of these efforts have but one goal in mind – to educate the next generations for success in the 21st century. Whether administrators need to deal with daily tasks and processes or implement the next virtual school environment to offer supplemental learning content, Adobe wants to take a part in making your life easier.

### Getting started

- Solution Brief
- Attend a free eLearning webinar

### Trial downloads

- Adobe Acrobat 8 Professional

### Next steps

- Buy online
- Call 800-833-6687
- Volume licensing
- Find a reseller
- Price list
- Subscribe to newsletter

### K-12 education home

#### Tools for educators

- Digital Communication
- Instructional Resources
- Professional development
- Articles by educators
- White papers
- Recorded seminars
- News

#### Community

- Case studies
- Education events
- Adobe education leaders
- Digital Kids Club
- Design and film schools
- Teacher forums
- Education partners
- Communication and Collaboration Resource Center

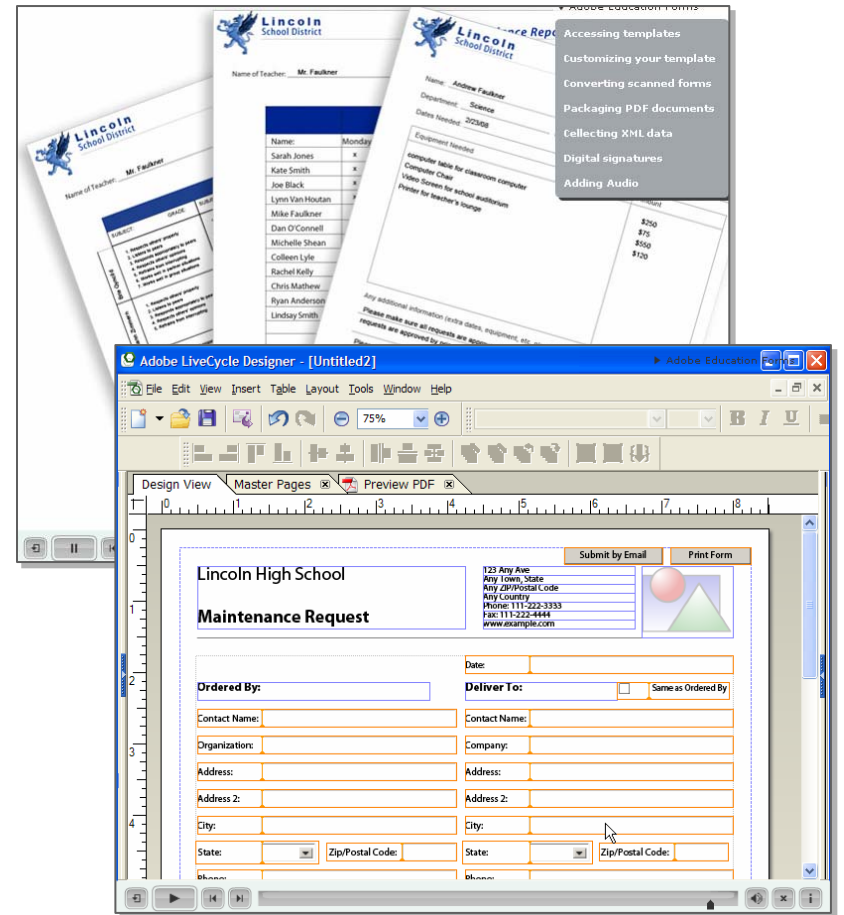
#### Other Education segments

- Higher education
- Students

- Overview
- Resources
- Case Studies
- Products

## Acrobat Form Template Tutorials >

- Accessing templates
- Customizing your template
- Converting scanned forms
- Packaging PDF documents
- Collecting XML data
- Digital Signatures
- Adding audio



<http://www.stage.adobe.com/education/k12/solutions/admin/>

# Marketing Verticals

## LiveCycle ES for life sciences



### Featured customers

#### Beth Israel Deaconess Medical Center >

Learn how this medical facility saves millions of dollars annually, reduces liability, and improves patient care with Adobe life sciences solutions.

Customer 1 of 7

Adobe® LiveCycle® Enterprise Suite software provides life science manufacturers with the tools to streamline paper-bound processes, move to an electronic environment, and adapt to complex worldwide regulatory mandates.

The new release blends PDF and Flash® technologies to enable rapid development of solutions for:

- Electronic forms in product development
- Electronic submissions
- Meeting Signatures and Authentication for Everyone (SAFE) standards

## LiveCycle solutions for life sciences

### Electronic forms for product development

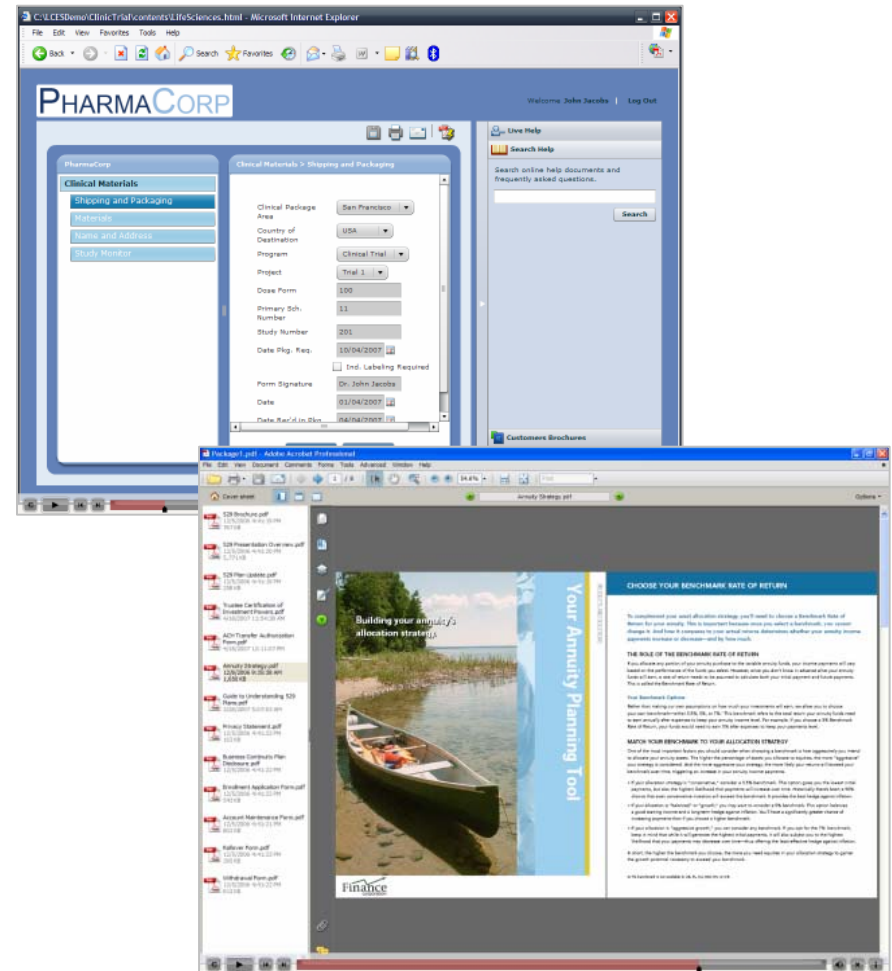
#### Adobe electronic forms for clinical development solution brief (PDF, 668k)

Discover how to transform paper processes into automated digital workflows to reduce the time in bringing a new drug to market.

### Electronic submissions

#### Adobe solution for electronic submissions solution brief (PDF, 554k)

See how Adobe helps life sciences manufacturers streamline the collaborative processes of creating, assembling, and delivering accurate, reproducible electronic



<http://www.adobe.com/lifesciences/solutions/livecycle/>

# Product Tutorials

## Dreamweaver Developer Center

[Home](#) [Getting Started](#) [Samples](#) [Downloads](#) [Community](#) [CSS Advisor](#)



### Getting Started with Dreamweaver CS3

Learn to use Dreamweaver CS3 the easy way with these Captivate simulations.



### Introducing Adobe Dreamweaver CS3

Read about the upcoming cool features in Dreamweaver CS3 from Kenneth Berger, Dreamweaver product manager.



### Video: Dreamweaver CS3 New Features and Benefits

Donald Booth of the Dreamweaver quality engineering team talks about his favorite features in Dreamweaver CS3.



### Migrating from Adobe GoLive CS2 to Adobe Dreamweaver CS3

Learn what you need to do to get your GoLive sites to work in Dreamweaver CS3.

The following video tutorials are part of the Adobe CS3 Video Workshop. The Adobe CS3 Video Workshop is an online video hosting application for videos that also are included on the DVDs when you purchase Adobe Creative Suite 3.

#### Getting set up

##### Setting up the workspace for designers

Kyle Thompson

Learn how designers can set up their workspace to effectively use the application.

##### Setting up the workspace for developers

Garrick Chow

Learn how to customize the workspace for experienced hand-coders and developers.

##### Defining a site

Garrick Chow

Create a site from scratch, and learn how to define an existing website as a Dreamweaver

#### Designing with CSS

##### Using CSS

Joseph Lowery

Gain an understanding of what cascading style sheets (CSS) are and the importance of CSS in web design today.

##### Styling text using CSS

Joseph Lowery

Style text using the CSS panel instead of using the Property inspector, and learn how to tackle cross-browser CSS rendering issues using CSS Advisor.

##### Using and customizing CSS based layouts

**Step 2: Set up your project files**

When you create a local site, you can place any existing assets (images or other pieces of content) in the local site's root folder (the main folder for the site). Then when you're ready to add content to your pages, the assets are there and ready for you to use.

The Map view enables you to view a local folder for a Dreamweaver site as a visual map of linked icons called a site map.

[http://www.adobe.com/devnet/dreamweaver/articles/getting\\_started\\_dreamweaver\\_cs3.html](http://www.adobe.com/devnet/dreamweaver/articles/getting_started_dreamweaver_cs3.html)

# Blogs

## Accessibility

Information and news about accessibility for people with disabilities in Adobe products.

AUGUST 15, 2007

### Demo of JAWS with Flex 2 TabNavigator Control

I wanted to post a [quick demonstration](#) (using Adobe Captivate) to show how JAWS interacts with a Flex 2 TabNavigator component. This was a one

***Adobe Captivate is great for showing developers how disabled people use assistive technologies with our products, since many developers either do not have the right tools available or don't know how to use them in the ways users with disabilities do.***

Posted by Andrew Kirkpatrick at 11:02 PM | [Permalink](#) |

JULY 03, 2007

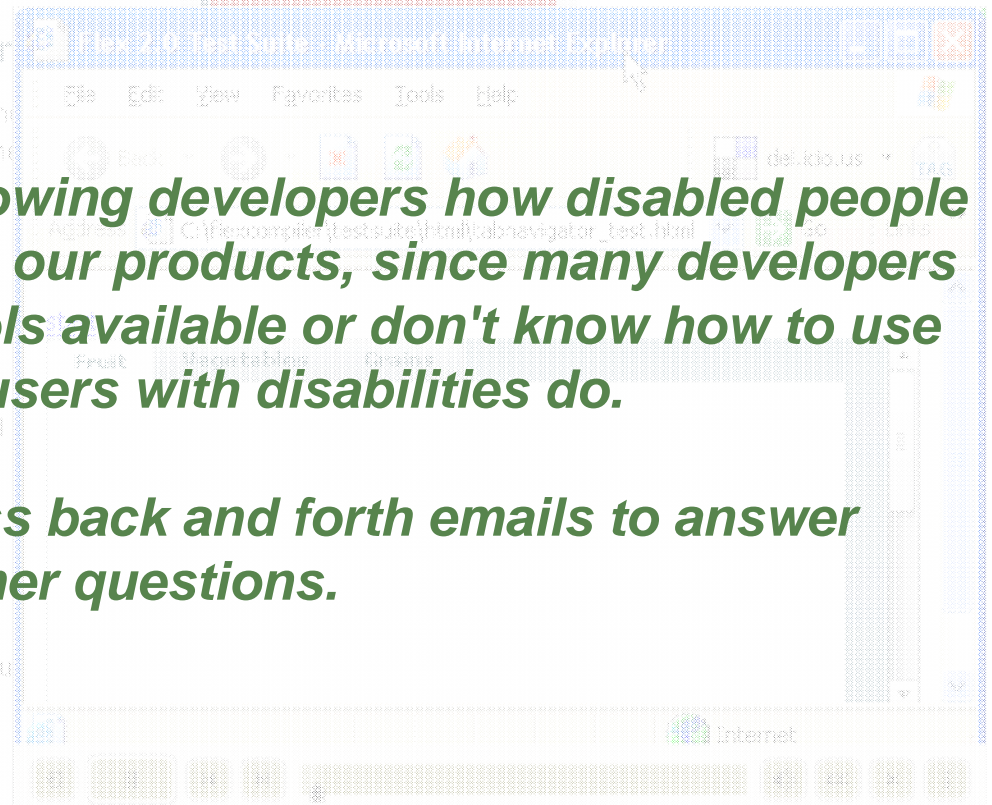
### Flash Captioning Seminar

I (Andrew Kirkpatrick) am delivering a seminar on Flash captioning Tuesday, July 10th. See details below and [sign up on our website](#).

Title: Captioning in Flash

Tuesday, July 10th, 2007 11:00 A.M. PDT

Adding captions to video in Flash is essential to ensure that users who are deaf



• [January 2007](#)

• [December 2006](#)

<http://blogs.adobe.com/accessibility/>

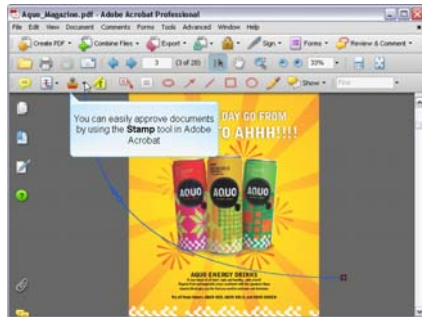
QE

*Enter the famous - **\*Not Reproducible\*** - UI bugs – My answer to it, recording the screen by itself and adding captions to particular steps (e.g. Double Click in this part of the screen only, and so on ... ) and attaching it with bugs made it easy for me to communicate to the developer what was going wrong.*

*For dev, convenient to reproduce the bug, visually locate the flaw and fix it.*

# What does Adobe Captivate do?

## Software demos and Simulations



## Branched Scenarios for softskills



## Quizzes

ATV Did you know ...?

Bicycle Trivia

Match the percentages with the causes of urban bicycle crashes

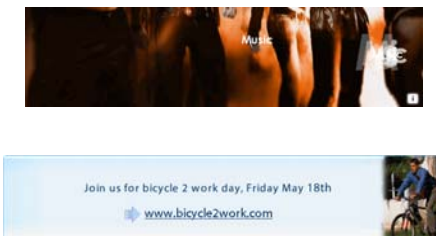
- Other collisions
- Single vehicle (fall)
- Collision with bicycle
- Collision with car

Clear Submit


## Presentations



## Basic Animations




## Simple Games



## Podcasts Screencast



## Picture Shows



# Efficient: Reduce Development Time

## Multi-mode recording

- Record once and generate:
- Demonstration with descriptions
- Interactive practice simulation
- Scored assessment

## Automatic rerecording

- For web applications in IE 6
- Record once and have Adobe Captivate remember the steps
- Automatically rerecord if app. has changed or is localized

## Example

- Software Training

Demonstration

# Effective: Random Answers and Questions

## Answer shuffle

- Randomize answer choices to improve assessments

## Question pools

- Randomize quiz questions
- Reuse questions from other projects

ATIV Did you know ...? Bicycle Trivia

Match the percentages with the causes of urban bicycle crashes

- Other collisions
- Single vehicle (fall)
- Collision with bicycle
- Collision with car

a) 13% b) 45% c) 17% d) 18%

Clear Submit

- Example
  - Bicycle Trivia

Start the  
Trivia Game


# Engaging: Keep Learners Interested

## Rollover Slidelets

- Provide just in time information
- Include video and images for engaging content

## PowerPoint Animations

- Animate concepts in PowerPoint and bring the animation into Adobe Captivate
- Reuse existing content and animations



## Example

- Slide show with additional just in time information

Start the Slide Show

# Product Integration

## Insert SWF



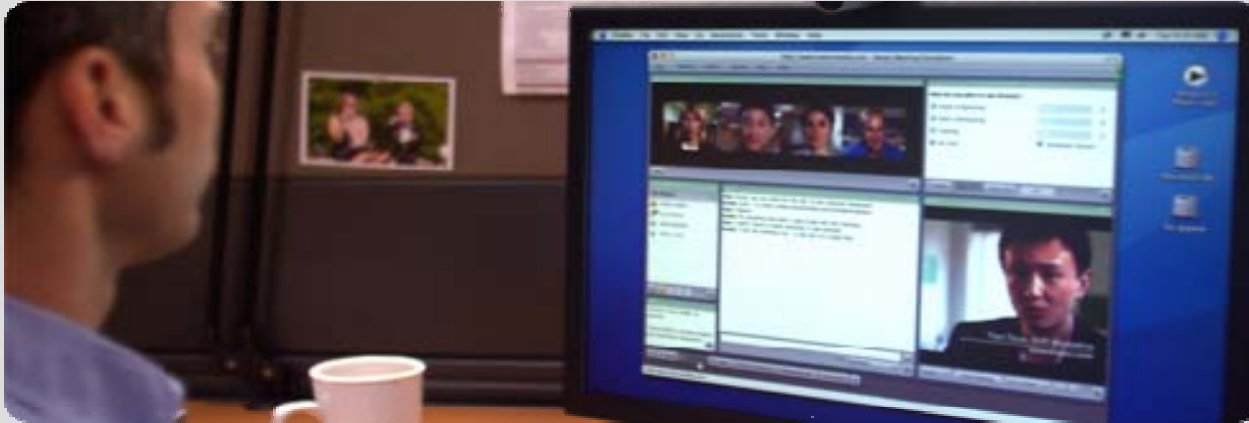
## Direct Integration



## Launch and Edit



# Deployment Flexibility



Learning and Training  
Adobe Connect Solutions, Adobe Presenter, LMS



Informal  
Learning  
Podcast, Print



Technical Communication  
FrameMaker, RoboHelp

# Project

- Screen recording
- Editing
  - Mouse
  - Captions
  - Highlight boxes
  - Importing PPT
  - Text animations
  - Buttons
- Publishing
- Interactions, branching, scoring
- Quizzes with randomization and pooling
- Importing SWF and FLV files

Folder on Desktop  
or C Drive called  
Adobe Captivate